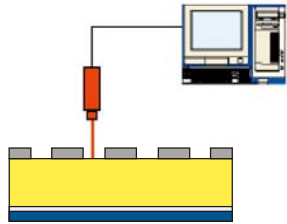


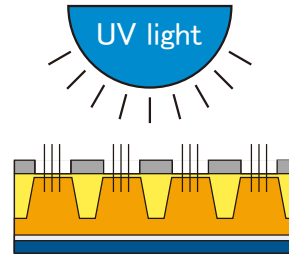
Printight® CTP plate Plate-making process

1 Laser Ablation



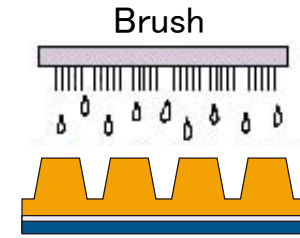
Depicted digital images through an IR laser head to the mask layer directly.

2 Exposure



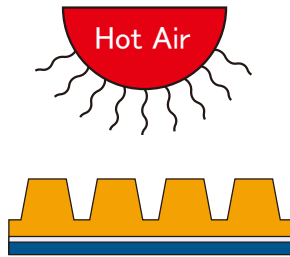
Expose plate to UV light having 360nm wave lengths.

3 Washout



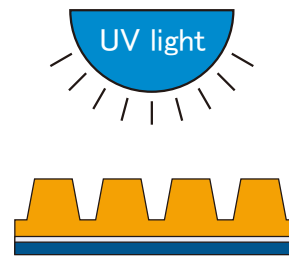
Washout exposed plate with water. Use the special washout machine suitable for TOYOBO PRINTIGHT®.

4 Drying



Dry the plate in hot-air dryer after taking-off the surface water with sponge roll.

5 Post-exposure



Expose the developed plate after drying again to UV light in order to get stability. Post exposure time.